



**SURFACE  
AND STRAND**  
DESIGN IS SOLID

shaw hard surface®




Concrete characteristics. Linear stone. These are the subtle visuals of Surface and Strand, two 18x36 resilient designs. Mix styles and add scale. Bring an air of composed balance to architectural spaces. The 20 mil wear layer is perfect for heavy commercial traffic and the improved surface finish minimizes scuffing, for enhanced performance and durability. **DESIGN IS SOLID**

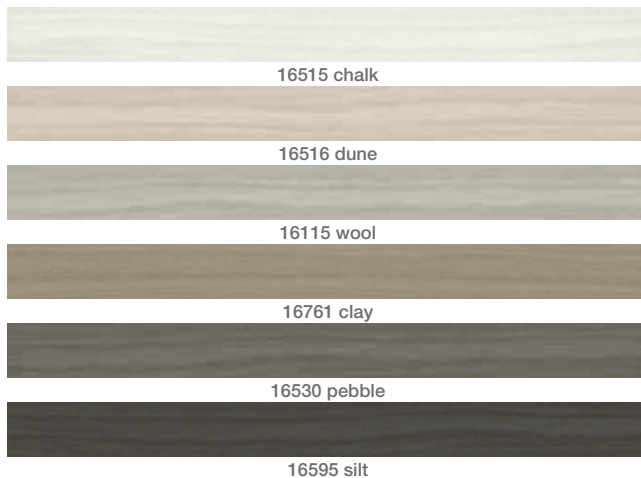
SURFACE




COORDINATING WALL BASE



STRAND



COORDINATING WALL BASE



product specifications

- Installation:** direct glue
- Style info:** surface 0515V  
strand 0516V
- Wear layer:** 0.02 in | 0.5 mm
- Overall thickness:** 0.098 in | 2.5 mm
- Nominal dimensions:** 18"x 36" | 45.72 cm x 91.44 cm
- Finish:** Exoguard™
- Warranty:** 10 year commercial wear warranty

**shaw** hard surface™

For more information on **Surface and Strand**, contact your local Shaw Contract Group representative, visit us at [shawhardsurface.com](http://shawhardsurface.com) or call 877-502-SHAW.