Campus

no rules collection

ShawContract®

A campus is never a singular space, it is a place of connection and creativity; it is the foundation for the coming together of people and ideas united in a common endeavor.

The Campus collection, inspired by the Bauhaus, works on the same principles of collaboration and experimentation to create designs that merge and adapt across multi-use spaces. 100 years ago the Bauhaus set out to create a future where good design was accessible to all, the Campus collection is part of that future, bridging form and function to deliver a dynamic collection that uses pattern and color in interchangeable ways.

COVER: COMMONS (CARPET TILE 5T323) IN ROPE (23555) | INSTALLED RANDOM AND **QUAD (CARPET TILE 5T324)** IN CRIMSON ROPE (23555) INSTALLED RANDOM AND **MAKERSPACE (CARPET TILE 5T325)** IN REGINA (23856) | INSTALLED MONOLITHIC INSET RUG

Interdeco™ www.interdecord.com

COMMONS (CARPET TILE 5T323) IN ROPE (23555) + INK (23486) AND **MAKERSPACE (CARPET TILE 5T325)** IN REGINA (23856) | INSTALLED MONOLITHIC

COMMONS (CARPET TILE 5T323) IN CHROME (23515) + CYAN (23400) | INSTALLED MONOLITHIC AND **QUAD (CARPET TILE 5T324)** IN CYAN CHROME (23515) | INSTALLED MONOLITHIC AND **MAKERSPACE (CARPET TILE 5T325)** IN LASZLO (23400) | INSTALLED MONOLITHIC INSET RUG

The Campus collection is rooted in patterns and tones that work across multi-use spaces to meet the activities that are at the heart of any corporate or educational campus.

Commons is inspired by the grid-like aesthetic that lay behind all Bauhaus design. Like the intersection between buildings in a traditional campus, **Quad** is the point where color and neutrals come together to form a bridge across the full collection. The colorful geometric pattern of **Makerspace** connects to coordinating color families designed to encourage spontaneity and experimentation.

COMMONS (CARPET TILE 5T323) IN CHROME (23515) | INSTALLED RANDOM

MAKERSPACE (CARPET TILE 5T325) IN LASZLO (23400) | INSTALLED RANDOM

Laying down a foundation for the future of collaborative spaces requires thoughtful, intentional design.

Made with EcoWorx® backing and Eco Solution Q® nylon, every element of the Campus collection has been designed to consider both the practical and aesthetic demands. Campus is a **No Rules** collection that can be installed in any configuration you choose. Unique color patterning, layered textures, and smart gradations allow for ease of installation and simple replacement as needed.

All colors and styles in the Campus collection are also **Quick Ship** so you can order up to 2,500 square yards and have it delivered in two weeks or less.

Campus is **Cradle to Cradle Certified™** silver, designed with a rigorous framework for environmental and social responsibility. Cradle to Cradle products are designed for the circular economy to positively impact people and our planet, with safe, healthy materials and an end of life guarantee. Campus is manufactured in facilities that are 100% carbon neutral.

A School For Thought.

United by a common purpose, the modern campus is no longer just a place of learning or commerce but a hub for innovation and inspiration.

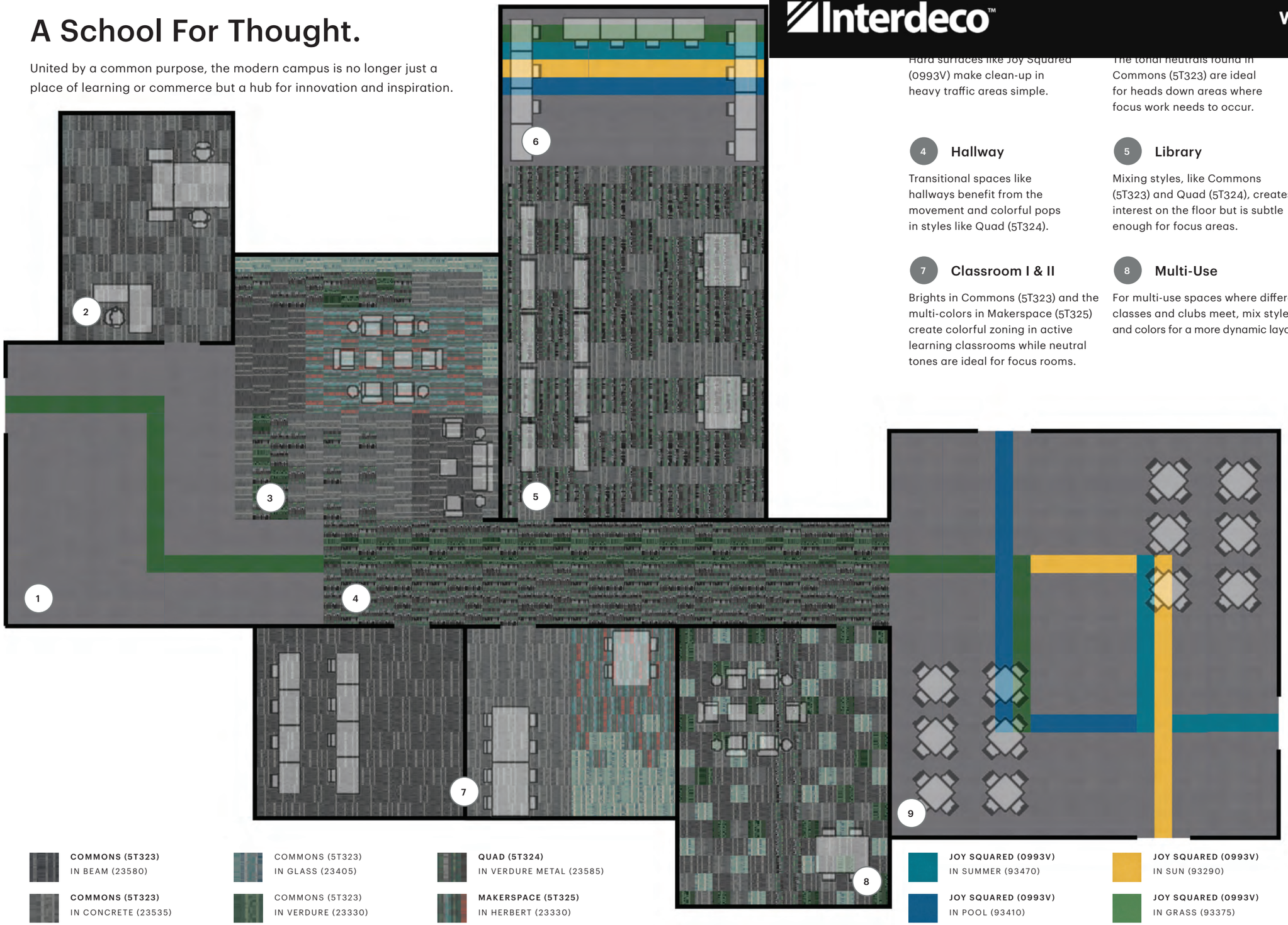

VISIT SHAWCONTRACT.COM TO DOWNLOAD THIS LAYOUT AND TO VIEW ADDITIONAL INSTALLATION IDEAS.

Hard surfaces like Joy Squared (0993V) make clean-up in heavy traffic areas simple.

The tonal neutrals found in Commons (5T323) are ideal for heads down areas where focus work needs to occur.

Lobbies can offer casual seating and create area rugs for more intimate zoning by mixing up the visuals and colors on the floor.

4 Hallway

Transitional spaces like hallways benefit from the movement and colorful pops in styles like Quad (5T324).

5 Library

Mixing styles, like Commons (5T323) and Quad (5T324), creates interest on the floor but is subtle enough for focus areas.

6 Computer Lab

Zoning creates visual separation in large rooms and can be achieved by switching to another product. Use pops of color for branding.

7 Classroom I & II

Brights in Commons (5T323) and the multi-colors in Makerspace (5T325) create colorful zoning in active learning classrooms while neutral tones are ideal for focus rooms.

8 Multi-Use

For multi-use spaces where different classes and clubs meet, mix styles and colors for a more dynamic layout.

9 Cafeteria

A solid field creates a foundation for busy areas with a lot of furniture while wayfinding with accent colors allows users to quickly navigate a space. Assigning colors to different sections of a campus helps students find their space more effectively.

Modular Meets Mergeability.

Random

Be Random
Install your tiles in any configuration you choose for faster installation times and reduced labor costs. When a tile needs to be replaced, simply remove the old one and put a new one down in any direction.

Mix Dye Lots Undetectably
Mergeable dye lots offer unique color patterning, layered textures and smart gradations that make it even easier to mix and match replacement tiles over the course of time without worrying whether colors will match previous orders exactly.

quick ship

Quick Ship
As a quick ship product you can order material when you need it up to 2,500 square yards and it will arrive within two weeks or less.

cradle to cradle SILVER

Take a Sustainable Stance
This carpet was designed with a rigorous framework for environmental and social responsibility and is Cradle to Cradle Certified™ silver.

Selectively Replace Tiles as Needed
No Rules carpet tiles provide the ability to replace small sections of flooring ordering material as needed instead of keeping track of attic stock. Replacing a few tiles at a time is a great way to lessen your carbon footprint.

Doing Right by the World
Campus is backed by a limited lifetime warranty for staining, wear and backing integrity. As an EcoWorx® product, at the end of its useful like, we'll pick it up and recycle it at no cost to you - that's the Shaw Environmental Guarantee.

How to update your carpet when your space is ready for a refresh in three simple steps:



step 1:

Remove tiles that show the most wear, these will typically be along the main walkway of a space where there is the most foot and rolling traffic.



step 2:

Pull up several tiles with less wear that you plan to keep from the original installation, such as around the perimeter of the room where less traffic occurs, and intermix them with your new tiles.

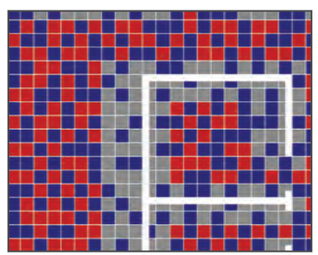

step 3:

While re-installing carpet tile to replace the worn area, ensure you're randomizing new and old tiles for increased cohesion, otherwise there will be a distinct line between new and old material.

ORIGINAL CARPET TILES | REMOVED CARPET TILES | PERIMETER TILES FROM ORIGINAL INSTALLATION | NEW CARPET TILE

Interdeco™ www.interdecord.com

Whether replacing one carpet tile or installing an entire room, LokDots is a simple, speedy solution.

Compare a 35-pound bucket of adhesive to 1.1 pounds of LokDots – that's a 97% weight difference. Choosing LokDots reduces your shipping costs and increases installation efficiency. This non-toxic, odorless, low-VOC system eliminates the mess, curing time and odors of wet adhesives, allowing for immediate occupancy. When you replace a carpet tile, LokDots will stay adhered to the carpet tile, instead of the floor, for a clean and simple removal during demolition.

QUAD (CARPET TILE 5T324) IN CYAN CHROME (23515) | INSTALLED RANDOM
AND **COMMONS (CARPET TILE 5T323)** IN CYAN (23400) | INSTALLED RANDOM



Commons

Quad

Makerspace

Campus

quick ship Available up to 2,500 yards within two weeks or less.

Specifications

	Commons		Quad		Makerspace	
Style Name	**Commons**		**Quad**		**Makerspace**	
Style Number	5T323		5T324		5T325	
Construction	Multi-level Pattern Loop		Multi-level Pattern Loop		Multi-level Pattern Loop	
Fiber	EcoSolution Q® Nylon		EcoSolution Q® Nylon		EcoSolution Q® Nylon	
Dye Method	100% Solution Dyed		100% Solution Dyed		100% Solution Dyed	
	US Units	**Metric Units**	**US Units**	**Metric Units**	**US Units**	**Metric Units**
Tufted Weight	16.0 oz/yd²	542.5 g/m²	16.0 oz/yd²	542.5 g/m²	16.0 oz/yd²	542.5 g/m²
Gauge	1/10	39.4 per 10 cm	1/10	39.4 per 10 cm	1/10	39.4 per 10 cm
Stitches per Inch	10.0	39 per 10 cm	10.0	39 per 10 cm	10.0	39 per 10 cm
Finished Pile Thickness	0.088 in	2.24 mm	0.093 in	2.36 mm	0.088 in	2.24 mm
Average Density	6,545 oz./yd³	0.243 g/cm³	6,194 oz./yd³	0.230 g/cm³	6,545 oz./yd³	0.275 g/cm³
Kilotex		8.83		8.68		8.99
Product Size	24 × 24 in	61 × 61 cm	24 × 24 in	61 × 61 cm	24 × 24 in	61 × 61 cm
Secondary Backing	EcoWorx® Tile		EcoWorx® Tile		EcoWorx® Tile	
Protective Treatments	SSP® Shaw Soil Protection		SSP® Shaw Soil Protection		SSP® Shaw Soil Protection	
Radiant Panel	(ASTM E 648) Class I		(ASTM E 648) Class I		(ASTM E 648) Class I	
NBS Smoke	(ASTM E 662) <450		(ASTM E 662) <450		(ASTM E 662) <450	
Electrostatic Propensity	Less than 3.5 kV, Built-in Permanent Conductive Fiber		Less than 3.5 kV, Built-in Permanent Conductive Fiber		Less than 3.5 kV, Built-in Permanent Conductive Fiber	
Warranty*	Lifetime Commercial Limited		Lifetime Commercial Limited		Lifetime Commercial Limited	

* For detailed warranty information and the most accurate information on recycled content visit shawcontract.com.

Recommended Installation Methods

Monolithic

Quarter Turn

Ashlar

Brick

Random

Corporate Headquarters +1 800 257 7429 | +1 706 532 7984 | **Atlanta** +1 404 853 7429 | **Bengaluru** +91 80 6773 0202 | **Beijing** +86 10 6568 588 | **Chicago** +1 312 467 1331 | **Dubai** +971 4 313 2496 | **Hong Kong** +852 2623 0371 | **Latin America (Miami)** +1 305 827 5912 | **London** +44 207 961 4120 | **Los Angeles** +1 800 233 1614 | **Melbourne** +61 3 9939 8543 | **Mexico City** +55 5010 7600 | **Mumbai** +91 22 6284 5050 | **Nantong** +86 400 800 7429 | **New York** +1 212 953 7429 | **Paris** +33 1 55 27 39 07 | **San Francisco** +1 415 955 1920 | **Santiago** +562 2431 5000 x 550 | **São Paulo** +55 11 3071 1702 | **Shanghai** +86 21 3338 4000 | **Singapore** +65 6733 1811 | **Sydney** +1 800 556 302

This product is manufactured and sold for floorcovering use only. To meet warranty requirements, approved adhesives must be used for glue-down application as outlined in the Shaw Contract installation instructions. Installation and maintenance instructions can be found on shawcontract.com. Specifications are subject to nominal manufacturing variances. Material supply and/or manufacturing processes may necessitate specification changes without notice. Not for use in commercial wet areas due to slip and fall concerns.

ShawContract®