



VTi® CELTIC RECHARGEABLE BATTERY MOTOR | 1.8 Nm

6-700-CM-25E10



FEATURES

- Internal rechargeable lithium battery.
- Do not require electrical wiring, no external battery pack and no complicated installation.
- Easy replacement of manual system VTX-20 with 1 3/4" | 45 mm tube.
- Recommended for shades with dimensions up to 120" x 96" | 3.0 m x 2.4 m.
- Simple electronic setting of limits and other adjustments.
- Up to 4 intermediate limits can be preset.
- Jogging function for Neolux® and tilting for Horizontal Blinds.
- 433.92 MHz radio frequency communication.
- DC: direct current, low voltage.
- The motor emits a notification sound when the battery charge reaches 10%.
- Smart control with VTi® Smart Hub.
- Compatible with leading brands of Home Automation Systems.

APPLICATIONS



Roller Shades



Neolux Dual Shades



Horizontal Blinds

CONTROL SOLUTIONS



VTi® Celtic Neo RF Emitter
1, 6 & 16 Channels



VTi® Celtic Wave RF Emitter
2 & 6 Channels



VTi® Celtic RF Wireless Pick Up Wall Switch
2 & 6 Channels



VTi® Celtic RF Wireless Wall Switch
1 & 6 Channels



Timer Touch & Wall Switch
16 Channels

SMART SOLUTIONS



VTi® Celtic Serial Interface



VTi® Smart Hub



VTi HomeMate App

CERTIFICATIONS

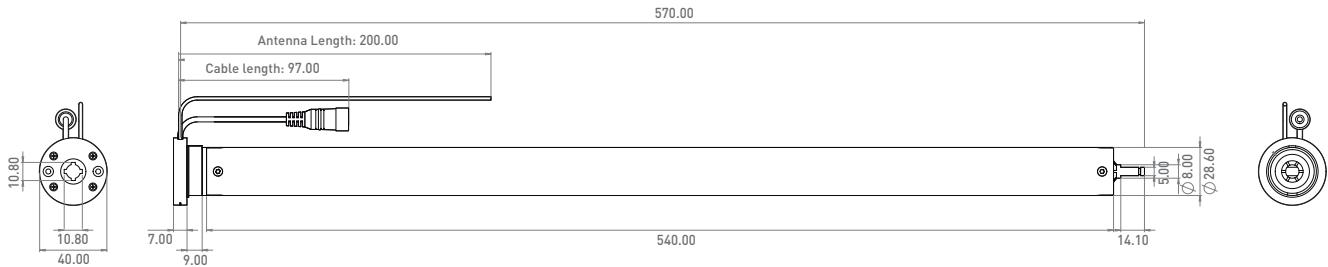




VTi® CELTIC RECHARGEABLE BATTERY MOTOR | 1.8 Nm

6-700-CM-25E10

DIMENSIONS



*All measurements are reflected in millimeters.

TECHNICAL SPECS

Torque	1.8 Nm	Current	900 mA
Speed	25 rpm	Thermal Protection	4 Minutes
Sound Level	40 dB	Voltage Supply	7.4 V DC
Limits	Electronic	Radio Frequency	433.92 MHz
Index Protection	IP 44	Maximum Shade Size	120" x 96" 3.0m x 2.4m
Power	6.7 W	Weight Capacity*	17 lb 7.7 kg

*The maximum weight capacity is calculated under optimal circumstances. Actual results may vary. Specifications are subject to change without notice.

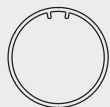
CHARGING SOLUTIONS



Li-ion Battery Charger
8.4 V DC | 1 A

VTi® Celtic Solar Panel for Battery Motors

RECOMMENDED TUBES




1 1/2" | 38 mm

Aluminum Tube

0-154-TU-38XXX

Lengths: 16' & 19'

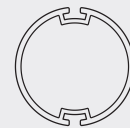


1 1/2" | 38 mm

Smooth Aluminum Tube

0-154-TU-38420 | 21

Lengths: 16' & 19'



1 3/4" | 45 mm

Aluminum Tube

0-154-TU-452XX

Lengths: 16' & 19'

*Find all recommended tubes, along with their crowns, drives & end plug adapters in the Compatible Tubes & Adapters Section, at the end of this Manual.