



FOCUSED
Interdeco
ONE

Interface Hospitality

B
A

FIRST LIGHT

NEW GROWTH

WINTER THAW

40

28

16

04

Contents

Palette One | **Winter Thaw** | 04

Palette Two | **New Growth** | 16

Palette Three | **First Light** | 28

Palette Four | **Earthenware** | 40

Why Modular Flooring | 52


With simplicity, flexibility and readiness in mind, we've selected styles and colors that work together to cover all the key areas of your property—lobbies, corridors and guest rooms.

In the following pages you'll see four palettes that invite you to explore the exponential possibilities.

A
PRODUCT: Top Hat™
SIZE: 50cm x 50cm
COLOR: Light Blue
INSTALLATION: Monolithic



WINTER THAW





→ LOBBY

Interdeco™

06

07

10

LOBBY ←

Interdeco™

02

01




CORRIDOR ←

02

04

14



→ GUEST ROOM

08


07



Interdeco™



CORRIDOR ←




Still filtered through
a palette of frosty blues
and grays, the first
break in the chill
brings hope and all the
promise of change.



CORRIDOR ←

01



→ GUEST ROOM

08

09

→ GUEST ROOM

Interdeco™

06

07

WINTER THAW PRODUCTS

ADDITIONAL ACCENT PRODUCTS

- 01 PRODUCT: Ground Waves Verse™
SIZE: 25cm x 1m
COLOR : Pewter/Colors
- 02 PRODUCT: Ground Waves™
SIZE: 25cm x 1m
COLOR : Pewter/Colors
- 03 PRODUCT: Ground Waves Refrain™
SIZE: 25cm x 1m
COLOR : Pewter/Accent

- 04 PRODUCT: Harmonize™
SIZE: 25cm x 1m
COLOR : Pewter
- 05 PRODUCT: Harmonize
SIZE: 25cm x 1m
COLOR : Gull
- 06 PRODUCT: Among The Wildflowers
SIZE: 50cm x 50cm
COLOR : Grey

- 07 COLLECTION: Level Set
PRODUCT: Textured Woodgrains
SIZE: 25cm x 1m
COLOR : Grey Dune
- 08 PRODUCT: RMS101™
SIZE: 25cm x 1m
COLOR : 2376-012
- 09 PRODUCT: Top Hat
SIZE: 50cm x 50cm
COLOR : Light Blue

- 10 COLLECTION: Level Set
PRODUCT: Natural Woodgrains
SIZE: 25cm x 1m
COLOR : Washed Wheat
- 14 PRODUCT: Harmonize
SIZE: 25cm x 1m
COLOR : Gravel



Frosty blues. Cool grays.

A palette that celebrates
the last days of winter.

 Interdeco™



A
PRODUCT: Ground Waves Verse
SIZE: 25cm x 1m
COLOR: Gravel/Colors
INSTALLATION: Ashlar

B
PRODUCT: Ground Waves
SIZE: 25cm x 1m
COLOR: Gravel/Colors
INSTALLATION: Ashlar



NEW GROWTH





→ LOBBY

Interdeco™



18 19 12

LOBBY ←



 Interdeco™


12
14
15

CORRIDOR ←




11

→ GUEST ROOM



11
16



CORRIDOR ←



Unbelievably persistent
and against all odds,
green shows up,
encouraged by the sun.



CORRIDOR ←



→ GUEST ROOM

→ GUEST ROOM

 Interdeco™



23

11

16

NEW GROWTH PRODUCTS

- 11 PRODUCT: Ground Waves Verse
 SIZE: 25cm x 1m
 COLOR : Gravel/Color
- 12 PRODUCT: Ground Waves
 SIZE: 25cm x 1m
 COLOR : Gravel/Color
- 13 PRODUCT: Ground Waves Refrain
 SIZE: 25cm x 1m
 COLOR : Gravel/Accent

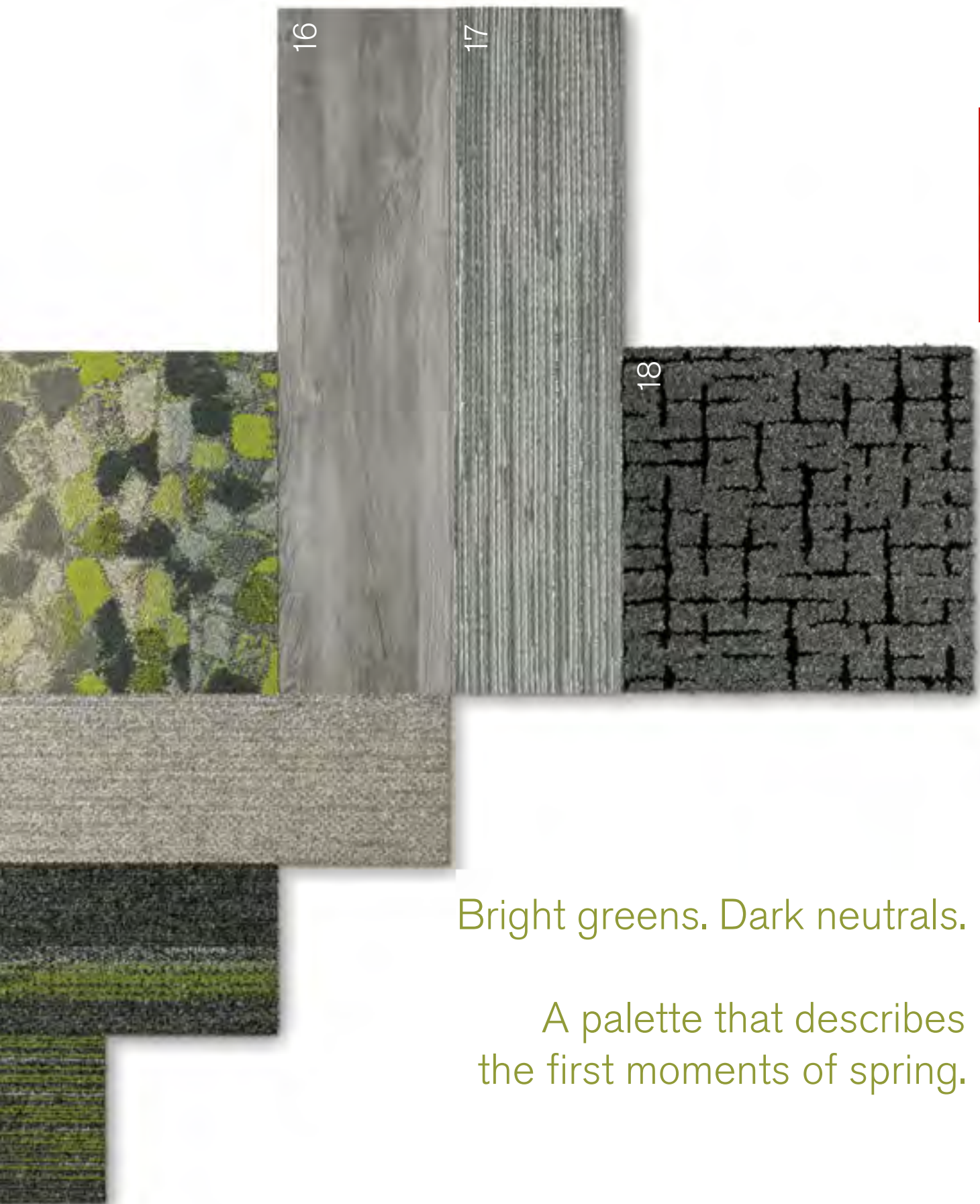
- 14 PRODUCT: Harmonize
 SIZE: 25cm x 1m
 COLOR : Gravel
- 05 PRODUCT: Harmonize
 SIZE: 25cm x 1m
 COLOR : Gull
- 15 COLLECTION: Human Connections™
 PRODUCT: Stone Course
 SIZE: 50cm x 50cm
 COLOR : Green Stone

- 16 COLLECTION: Level Set
 PRODUCT: Natural Woodgrains
 SIZE: 25cm x 1m
 COLOR: Winter Grey
- 17 PRODUCT: RMS101
 SIZE: 25cm x 1m
 COLOR: 2376-013
- 18 PRODUCT: Top Hat
 SIZE: 50cm x 50m
 COLOR : Black

ADDITIONAL ACCENT PRODUCTS

- 19 PRODUCT: On Line™
 SIZE: 25cm x 1m
 COLOR : Lime
- 21 PRODUCT: Ground Waves
 SIZE: 25cm x 1m
 COLOR : Gull/Color
- 22 PRODUCT: Ground Waves
 SIZE: 25cm x 1m
 COLOR : Cobalt/Color
- 36 PRODUCT: Harmonize
 SIZE: 25cm x 1m
 COLOR : Iron
- 23 PRODUCT: HN830™
 SIZE: 25cm x 1m
 COLOR : Kiwi





Bright greens. Dark neutrals.

A palette that describes
the first moments of spring.

A PRODUCT: Among the Wildflowers
SIZE: 60cm x 50cm
COLOR: Palm
INSTALLATION: Non Directional

B PRODUCT: Harmonize
SIZE: 25cm x 1m
COLOR: Mesquite
INSTALLATION: Ashlar



B

A

FIRST LIGHT







30

25

29

LOBBY ←

29

28

30

CORRIDOR ←



28 26

→ GUEST ROOM



31

30

Interdeco™



CORRIDOR ←



Golden hues cast
comfortable,
lazy warmth
over the landscape
and in our hearts.



27

14

25

CORRIDOR ←



25

30

→ GUEST ROOM

→ GUEST ROOM

 Interdeco™

32

31



FIRST LIGHT PRODUCTS

ADDITIONAL ACCENT PRODUCTS

24 PRODUCT: Ground Waves
 SIZE: 25cm x 1m
 COLOR : Mesquite/Color

27 PRODUCT: Ground Waves Refrain
 SIZE: 25cm x 1m
 COLOR : Mesquite/Accent

14 PRODUCT: Harmonize
 SIZE: 25cm x 1m
 COLOR : Gravel

32 PRODUCT: RMS101
 SIZE: 25cm x 1m
 COLOR: 2376-015

25 PRODUCT: Ground Waves Verse
 SIZE: 25cm x 1m
 COLOR : Mesquite/Color


28 PRODUCT: Among The Wildflowers
 SIZE: 50cm x 50cm
 COLOR : Palm

30 COLLECTION: Level Set
 PRODUCT: Textured Woodgrains
 SIZE: 25cm x 1m
 COLOR : Distressed Hickory

26 PRODUCT: Harmonize
 SIZE: 25cm x 1m
 COLOR : Mesquite

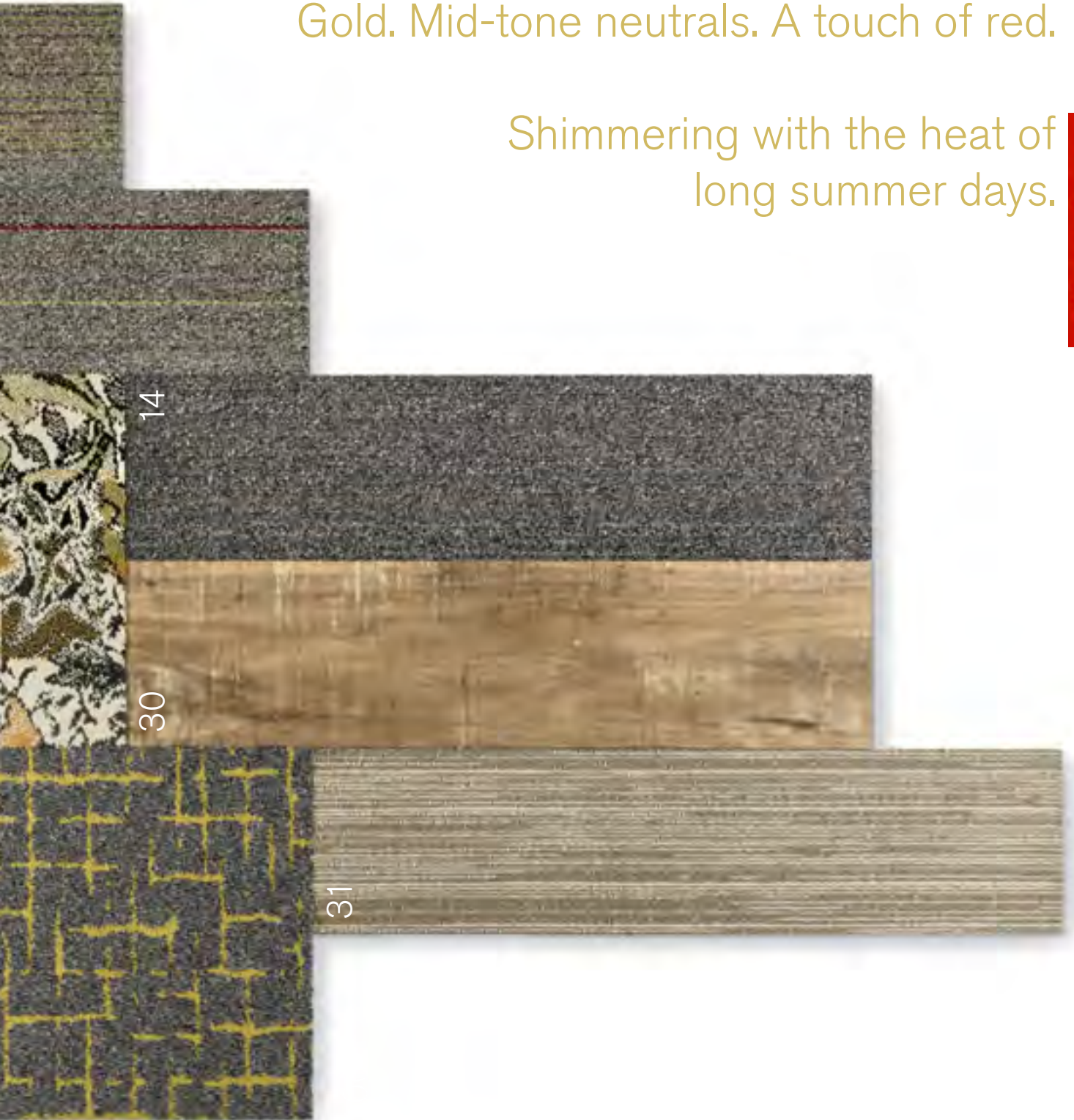
29 PRODUCT: Top Hat
 SIZE: 50cm x 50cm
 COLOR : Clover

31 PRODUCT: RMS101
 SIZE: 25cm x 1m
 COLOR: 2376-014



Gold. Mid-tone neutrals. A touch of red.

Shimmering with the heat of
long summer days.



A PRODUCT: Ground Waves Verse
SIZE: 26cm x 1m
COLOR: Iron/Colors
INSTALLATION: Ashlar

A

EARTHENWARE





18 35



LOBBY ←



 Interdeco™



20

38

37 18

CORRIDOR ←




36

34

14

→ GUEST ROOM



08

39

Interdeco™



CORRIDOR ←



The seasonal shift
emplores us to nest
with lenghtening
shadows awash in
earthy mineral colors.



CORRIDOR ←



→ GUEST ROOM

→ GUEST ROOM

 Interdeco™



EARTHENWARE PRODUCTS

33 PRODUCT: Ground Waves Refrain
SIZE: 25cm x 1 m
COLOR: Iron/Accent

34 PRODUCT: Ground Waves
SIZE: 25cm x 1 m
COLOR: Iron/Color

35 PRODUCT: Ground Waves Verse
SIZE: 25cm x 1 m
COLOR: Iron/Color

36 PRODUCT: Harmonize
SIZE: 25cm x 1 m
COLOR: Iron

14 PRODUCT: Harmonize
SIZE: 25cm x 1 m
COLOR: Gravel

18 PRODUCT: Top Hat
SIZE: 50cm x 50cm
COLOR: Black

37 PRODUCT: Antique Minx™
SIZE: 50cm x 50cm
COLOR: Teal

38 PRODUCT: Antique Minx
SIZE: 50cm x 50cm
COLOR: Clementine

39 COLLECTION: Level Set
PRODUCT: Natural Woodgrains
SIZE: 25cm x 1 m
COLOR: Black Walnut

08 PRODUCT: RMS101
SIZE: 25cm x 1 m
COLOR: 2376-012

ADDITIONAL ACCENT PRODUCTS

20 PRODUCT: HN830
SIZE: 25cm x 1 m
COLOR: Black



Rust. Teal. Warm, dark neutrals.

Reflections of the depth
of the autumn palette.

Interdeco™



38

39


08

WHY MODULAR FLOORING?



Flexibility

Keep Your Floor Beautiful. Modular flooring allows you to play with pattern and design without having to special order sizes. And the same flexibility that lets you create your floor helps you keep it looking good because in-house staff can easily replace individual tiles that become damaged or heavily soiled—no down time or outside contractors required.



TacTiles®

No Glue Installation. Installation or reconfiguration with our glue-free TacTiles installation system means there's no glue smell and no drying time. Guests can use the room as soon as the last piece is laid and all they'll notice is a beautiful floor.



Intersept®

Mold Protection. No matter what's spilled on the floor, our proprietary preservative, Intersept®, protects our modular carpet against the growth of odor-causing bacteria—guaranteed. With proper maintenance Intersept treated carpet safely and effectively inhibits the growth of mold and other bacteria so your floors are always fresh.



Less Waste

Save Money. Interface Hospitality's modular flooring averages just 3.9% installation waste compared to as much as 18% or more with patterned roll carpet. Use our non directional styles with an average of 1.5% waste and save even more. That means more of your flooring investment stays on the floor—not in a dumpster.



Sustainable Choice

Environmental Responsibility. Interface was the industry's first to earn an EPD (Environmental Product Declaration), which evaluates consistent factors based on full lifecycle assessment (LCA). In addition, all of our products with GlasBac®, GlasBacRE and NexStep® backings meet NSF/ANSI 140 Sustainable Assessment for Carpet.

cool floor™



Cool Floor™

Our third party verified carbon offset program zeroes out all greenhouse gas (GHG) emissions associated with the entire lifecycle of your flooring.

Sustainable Assessment for Carpet

The only carpet sustainability standard in North America that evaluates the environmental impact of carpet for its entire lifecycle.

CRI Green Label Plus

An independent testing program that identifies carpet and adhesives with very low emissions of VOCs to help improve indoor air quality.

Environmental Product Declaration (EPD)

A statement of product ingredients and environmental impacts over the entire lifecycle of a product. A comprehensive life cycle assessment (LCA) is performed to ISO standards to develop an EPD, after which both the EPD and the LCA must be third party verified.





B

A

A COLLECTION: Human Connections
PRODUCT: Stone Course
SIZE: 80cm x 50cm
COLOR: Green Stone
INSTALLATION: Non Directional

B COLLECTION: Level Set
PRODUCT: Natural Woodgrains
SIZE: 26cm x 1m
COLOR: Winter Grey
INSTALLATION: Ashlar



www.interfacehospitality.com

United States Headquarters

1503 Orchard Hill Road
LaGrange, GA 30240
1.800.336.0225 ext.56511

Canadian Headquarters

233 Lahr Drive
Belleville, ON K8N 5S2
1.800.267.2149 ext.52128

Mexican Headquarters

Montes Urales # 415 Piso 6
Col. Lomas de Chapultepec
México City, D.F. 11000
+ 52 55 6395 5100

Latin American Headquarters

Rua Surubim, 577 - Conjuntos
73/74 7º Andar
04571-050 - São Paulo - SP
Brazil
+ 55 11 2196 0900

09/2017
CIM# IFS00790

Interface Hospitality