




STYLE BASICS




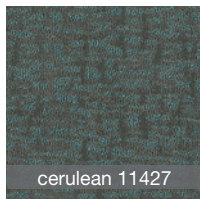


TAPER 5B111





STYLE BASICS

Well dressed in varying scale and subtle color, these Style Basics keep selection simple. Two versatile patterns, Pleat and Taper, ground the design foundation in seven go-with-everything shades. Inspired by the fabric folds and narrowed lines of carefully constructed garments, this durable broadloom collection is made to be lived on, day and night.*

pleat 5B110



taper 5B111



*STYLE BASICS IS APPROVED FOR GUEST ROOMS AND SMALL OFFICES ONLY

| product specifications | |
|------------------------|--------------------------------------------------------------------------------|
| | Broadloom |
| Face weight: | pleat: 32 oz 1,085 g/m ² taper: 32 oz 1,085 g/m ² |
| Fiber: | EcoSolution Q® |
| Backing: | classicbac® |



For more information on **Style Basics**, contact your local Shaw Hospitality representative, visit us at shawhospitality.com or call 877-502-SHAW.

shaw hospitality®