



# VTi® CELTIC ELECTRONIC LIMITS - ULTRA QUIET MOTOR | 6 Nm

6-700-CM-45EQ6 (120V) | 6-700-CN-45EQ6 (230V)



AS QUIET AS  
**28dB**  
VTi® CELTIC MOTORS



\*Motor Plate for Dropshades and Awnings Systems is already installed in the motor.

## FEATURES

- The best choice for bedrooms and interior rooms since it's extremely quiet.
- One of our best-seller motors and one of the top quiet motor on the market.
- Its roll up speed is as fast as 33 rpm.
- Recommended for shades with dimensions up to 156" x 156" | 4 m x 4 m.
- Simple electronic setting of limits and other adjustments.
- Up to 4 intermediate limits can be preset.
- Jogging function for Neolux® and tilting for Horizontal Blinds.
- 433.92 MHz radio frequency communication.
- AC: alternating current.
- Suitable for indoor and outdoor use. It is water resistant, but not waterproof.
- Compatible with all the installation options that Vertilux offers.
- Smart control with VTi® Smart Hub, anytime, anywhere.
- Compatible with leading brands of Home Automation Systems.

## APPLICATIONS



Roller Shades



Neolux Dual Shades



Horizontal Blinds



Dropshades

## CONTROL SOLUTIONS



VTi® Celtic Neo RF Emitter  
1, 6 & 16 Channels



VTi® Celtic RF Wireless Pick Up Wall Switch  
2 & 6 Channels



VTi® Celtic RF Wireless Wall Switch  
1 & 6 Channels



Timer Touch & Wall Switch  
16 Channels

## SMART SOLUTIONS



VTi® Celtic Serial Interface



VTi® Smart Hub



VTi HomeMate App

## CERTIFICATIONS






# VTi® CELTIC ELECTRONIC LIMITS - ULTRA QUIET MOTOR | 6 Nm

6-700-CM-45EQ6 (120V) | 6-700-CN-45EQ6 (230V)

## DIMENSIONS




\*All measurements are reflected in millimeters.

## TECHNICAL SPECS


<b>Torque</b>	6 Nm	<b>Current</b>	CM: 1.1 A CN: 485 mA
<b>Speed</b>	33 rpm	<b>Thermal Protection</b>	4 Minutes
<b>Sound Level</b>	28 dB	<b>Voltage Supply</b>	CM: 120 V AC (60 Hz) CN: 230 V AC (50/60 Hz)
<b>Limits</b>	Electronic	<b>Radio Frequency</b>	433.92 MHz
<b>Index Protection</b>	IP 44	<b>Maximum Shade Size</b>	156" x 156"   4 m x 4 m
<b>Power</b>	CM: 130 W CN: 250 W	<b>Weight Capacity*</b>	26 lb   12 kg
<b>Cable Type</b>	SVT #18AWG (3 x 0.8mm <sup>2</sup> )		
<b>Cable Length</b>	158 in   4 m		

## WIRING



\*The maximum weight capacity is calculated under optimal circumstances. Actual results may vary. Specifications are subject to change without notice.

## RECOMMENDED TUBES

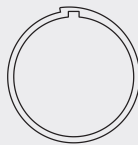


2" | 50 mm

Smooth Aluminum Tube\*\*

0-154-TU-50XXX

Lengths: 16', 19' & 20'

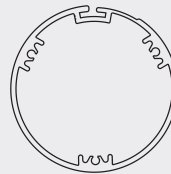


2" | 50 mm

Keyed Aluminum Tube

0-154-TU-5021X

Lengths: 16' & 19'

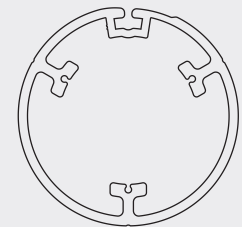


2½" | 63 mm

Structured Aluminum Tube

0-154-TU-630XX

Lengths: 16' & 19'



3¼" | 83 mm

Structured Aluminum Tube

0-154-TU-8302X

Lengths: 16' & 19'

\*Find all recommended tubes, along with their crowns, drives & end plug adapters in the Compatible Tubes & Adapters Section, at the end of this Manual.

\*\*This tube requires a notch on the crown adapter or counter ring and 2 rivets on the drive in order to avoid slipping.