



SEA SHORE

MOUNTAIN DESERT

TROPICAL JUNGLE

GLACIAL TERRAIN

40

28

16

04

Contents


Palette One | **Glacial Terrain** | 04

Palette Two | **Tropical Jungle** | 16

Palette Three | **Mountain Desert** | 28

Palette Four | **Sea Shore** | 40

Why Modular Flooring | 52



Glacial Terrain.
Tropical Jungle.
Mountain Desert.
Sea Shore.

In this third edition of focused palettes, we are contemplating four unique landscapes and the color stories they inspire. We've selected more than 40 different styles from our library, ready to transform your lobbies, corridors and guest rooms.

Explore the possibilities.




A PRODUCT: Cloud Cover™
SIZE: 50cm x 50cm
COLOR: Dark Sky
INSTALLATION: Non Directional

A

GLACIAL TERRAIN





→ LOBBY



08
07

01

LOBBY ←



CORRIDOR ←



08

07

03

→ GUEST ROOM




07

02



CORRIDOR ←





Abstract, exquisite forms.
Water everywhere.
Fluid or frozen and
bright, reflecting the sea
and the sky.



→ GUEST ROOM



08

48

GLACIAL TERRAIN PRODUCTS

01 PRODUCT: Drawn Lines™
 SIZE: 25cm x 1m
 COLOR: Silver

02 PRODUCT: RMS510
 SIZE: 25cm x 1m
 COLOR: 187713

03 PRODUCT: CE172
 SIZE: 25cm x 1m
 COLOR: Mikado

04 PRODUCT: Naturally Weathered™
 SIZE: 25cm x 1m
 COLOR: Harbor Grey

05 PRODUCT: CE171
 SIZE: 25cm x 1m
 COLOR: Mikado

06 PRODUCT: Cloud Cover
 SIZE: 50cm x 50cm
 COLOR: Dark Sky

07 PRODUCT: Night Flight™
 SIZE: 50cm x 50cm
 COLOR: Dark Sky

08 FLOR PRODUCT: Tyed Over™
 SIZE: 50cm x 50cm
 COLOR: Cobalt


09 PRODUCT: Head in the Clouds™
 SIZE: 50cm x 50cm
 COLOR: Ocean View

10 PRODUCT: On Line™
 SIZE: 25cm x 1m
 COLOR: Cloud

11 PRODUCT: Walk The Plank™
 SIZE: 25cm x 1m
 COLOR: Balsam

12 PRODUCT: Walk The Plank
 SIZE: 25cm x 1m
 COLOR: Juniper

48 PRODUCT: Studio Set™
 SIZE: 25cm x 1m
 COLOR: Pepper



ADDITIONAL PRODUCTS

Grays in full bloom. Warm and dark, cool and reflective. Only the watery-blues remind us we are still on Earth.



09

10

11

12


B PRODUCT: Textured Woodgrains
SIZE: 25cm x 1m
COLOR: Ash Walnut
INSTALLATION: Ashlar


A FLOR PRODUCT: Boardwalk™
SIZE: 50cm x 50cm
COLOR: Kale
INSTALLATION: Non Directional

B **A**



TROPICAL JUNGLE





→ LOBBY



18

16

14

LOBBY ←



17

19



28

24

CORRIDOR ←



17 15

→ GUEST ROOM




21
24



CORRIDOR ←



Steamy and lush with
lingering floral scents.
We are lost among
the flora and fauna,
following the flickers
of sunlight through
the shade of the
jungle canopy.



→ GUEST ROOM

16

23



TROPICAL JUNGLE PRODUCTS

- 13 PRODUCT: CE173
SIZE: 25cm x 1m
COLOR: Kabuki
- 14 PRODUCT: Walk The Plank
SIZE: 25cm x 1m
COLOR: Buckeye
- 15 PRODUCT: CE171
SIZE: 25cm x 1m
COLOR: Kabuki
- 16 PRODUCT: Walk The Plank
SIZE: 25cm x 1m
COLOR: Cedar

- 17 FLOR PRODUCT: Palm Reader
SIZE: 50cm x 50cm
COLOR: Kale
- 18 FLOR PRODUCT: Boardwalk
SIZE: 50cm x 50cm
COLOR: Kale
- 19 PRODUCT: Cloud Cover
SIZE: 50cm x 50cm
COLOR: Forest
- 20 PRODUCT: Head in the Clouds
SIZE: 50cm x 50cm
COLOR: Rolling Desert


- 21 PRODUCT: Night Flight
SIZE: 50cm x 50cm
COLOR: Sand Dune
- 22 PRODUCT: Night Flight
SIZE: 50cm x 50cm
COLOR: Rocky Shore
- 23 PRODUCT: RMS510
SIZE: 25cm x 1m
COLOR: 187714
- 24 PRODUCT: Textured Woodgrains
SIZE: 25cm x 1m
COLOR: Ash Walnut

- 49 PRODUCT: Walk The Plank
SIZE: 25cm x 1m
COLOR: Magnolia
- 28 PRODUCT: Natural Woodgrains
SIZE: 25cm x 1m
COLOR: Black Walnut

ADDITIONAL PRODUCTS



Emerald and other greens with terracotta. Set against ashy neutrals, like the trunk of a palm tree.





A
PRODUCT: Head in the Clouds
SIZE: 50cm x 50cm
COLOR: Tawny Fields
INSTALLATION: Brick


B
PRODUCT: Natural Woodgrains
SIZE: 25cm x 1m
COLOR: Black Walnut
INSTALLATION: Ashlar

B

A

MOUNTAIN DESERT





→ LOBBY



34



35



28

LOBBY ←



CORRIDOR ←

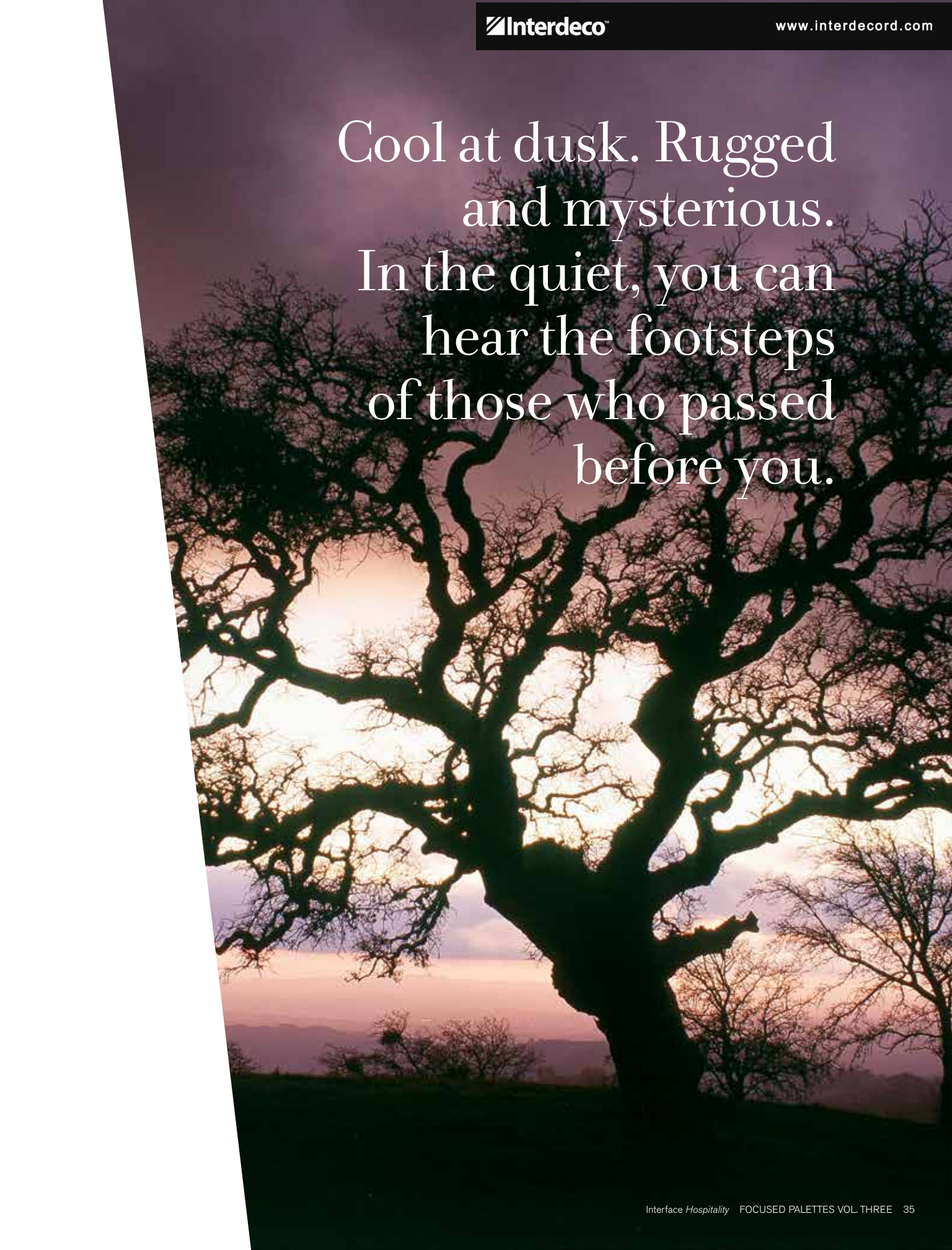


→ GUEST ROOM




CORRIDOR ←



A large, gnarled tree silhouette against a sunset sky. The tree's branches are intricate and spread across the frame. The sky is a mix of purple, pink, and orange, with the sun low on the horizon. The overall mood is quiet and atmospheric.

Cool at dusk. Rugged
and mysterious.
In the quiet, you can
hear the footsteps
of those who passed
before you.



→ GUEST ROOM

28

26

31



MOUNTAIN DESERT PRODUCTS

- 25 PRODUCT: RMS510
SIZE: 25cm x 1 m
COLOR: 187715
- 26 FLOR PRODUCT: Walking on Air™
SIZE: 50cm x 50cm
COLOR: Coffee
- 27 FLOR PRODUCT: It's Snow Problem™
SIZE: 50cm x 50cm
COLOR: Grey
- 28 PRODUCT: Natural Woodgrains
SIZE: 25cm x 1 m
COLOR: Black Walnut

ADDITIONAL PRODUCTS

- 29 PRODUCT: CE173
SIZE: 25cm x 1 m
COLOR: Bento
- 30 PRODUCT: CE171
SIZE: 25cm x 1 m
COLOR: Bento
- 31 PRODUCT: On Line
SIZE: 25cm x 1 m
COLOR: Iris
- 32 PRODUCT: Naturally Weathered
SIZE: 25cm x 1 m
COLOR: Greystone
- 33 PRODUCT: Cloud Cover
SIZE: 50cm x 50cm
COLOR: Cardoon
- 34 PRODUCT: Head in the Clouds
SIZE: 25cm x 1 m
COLOR: Tawny Fields
- 35 FLOR PRODUCT: Antique Mimx™
SIZE: 50cm x 50cm
COLOR: Iris

- 50 PRODUCT: Night Flight
SIZE: 50cm x 50cm
COLOR: Cardoon



29

26

27

28

25

30

Every neutral.
Shadow hues, almost black,
brown and raisin.
Then violet.



B PRODUCT: Natural Woodgrains
SIZE: 25cm x 1m
COLOR: Storm
INSTALLATION: Ashlar

A FLOR PRODUCT: Tuxedo Pocket™
SIZE: 50cm x 50cm
COLOR: Lichen
INSTALLATION: Monolithic



B

A







46

36

37

LOBBY ←

42

43

39



CORRIDOR ←




→ GUEST ROOM



CORRIDOR ←





Driftwood, salt spray,
and shells. In a nearly
monochromatic realm,
textures and sounds
and scents emerge to
animate the experience.

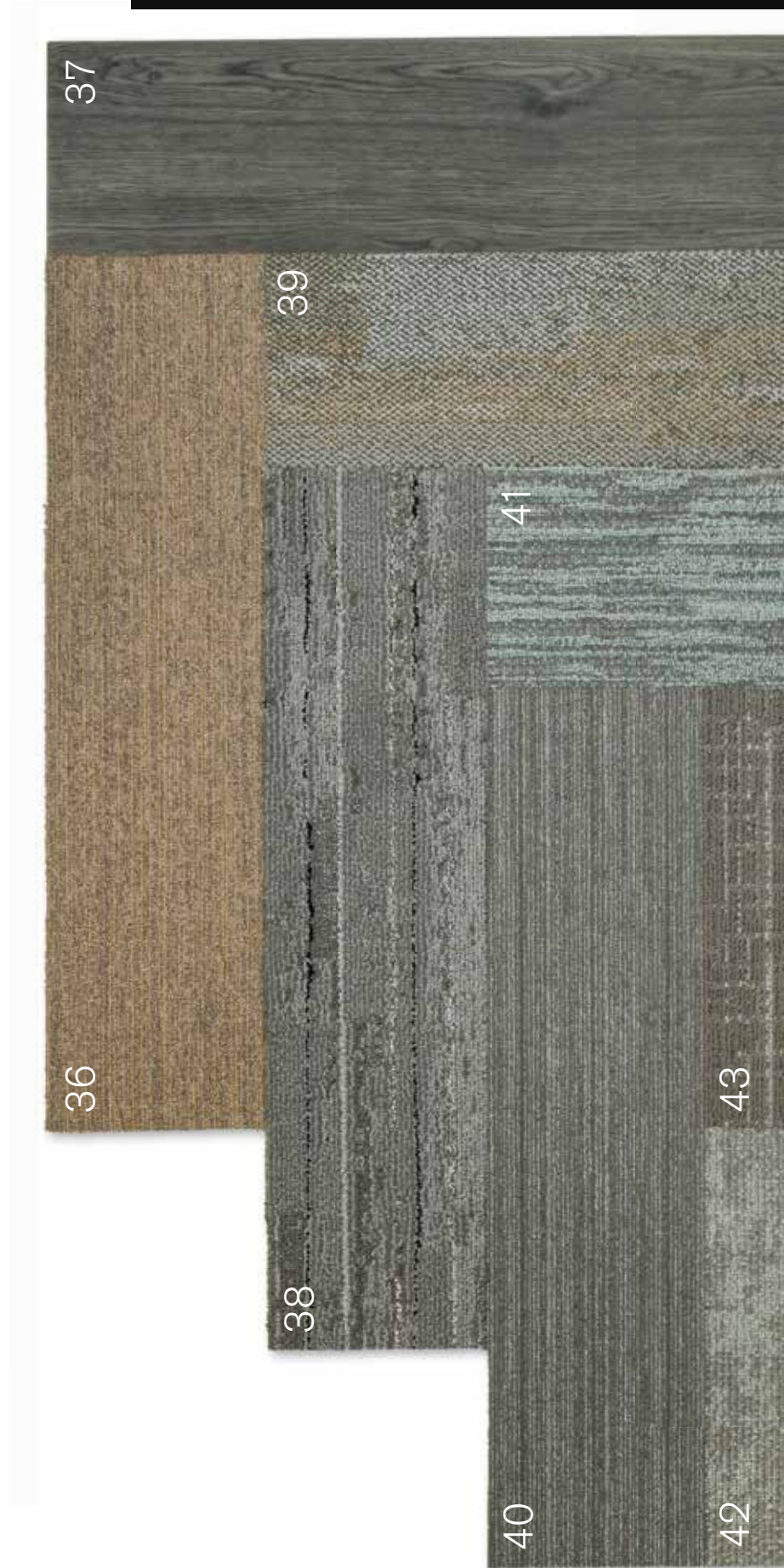


→ GUEST ROOM




SEA SHORE PRODUCTS

- 36 PRODUCT: CE171
SIZE: 25cm x 1m
COLOR: Haiku
- 37 PRODUCT: Natural Woodgrains
SIZE: 25cm x 1m
COLOR: Storm
- 38 PRODUCT: CE173
SIZE: 25cm x 1m
COLOR: Samurai
- 39 PRODUCT: Naturally Weathered
SIZE: 25cm x 1m
COLOR: Quicksand
- 40 PRODUCT: CE171
SIZE: 25cm x 1m
COLOR: Samurai
- 41 PRODUCT: RMS510
SIZE: 25cm x 1m
COLOR: 187716
- 42 PRODUCT: Cloud Cover
SIZE: 50cm x 50cm
COLOR: Meadow
- 43 PRODUCT: Night Flight
SIZE: 50cm x 50cm
COLOR: Meadow
- 44 PRODUCT: On Line
SIZE: 25cm x 1m
COLOR: Eucalyptus
- 45 PRODUCT: Walk The Plank
SIZE: 50cm x 50m
COLOR: Hawthorn
- 46 FLOR PRODUCT: Yabara™
SIZE: 50cm x 50cm
COLOR: Dune
- 47 FLOR PRODUCT: Tuxedo Pocket
SIZE: 50cm x 50m
COLOR: Lichen



Light and warm mixed with sand and seafoam. Hues are blended, then one dark line, like a horizon.




WHY MODULAR FLOORING?



Flexibility

Keep Your Floor Beautiful. Modular flooring allows you to play with pattern and design without having to special order sizes. And the same flexibility that lets you create your floor helps you keep it looking good because in-house staff can easily replace individual tiles that become damaged or heavily soiled—no down time or outside contractors required.



TacTiles®

No Glue Installation. Our revolutionary TacTiles installation system eliminates the need for glue, adhering carpet tiles securely together to form a floor that “floats” for greater flexibility, easier replacement and long-term performance. The result? Less mess, less waste and virtually no VOCs, not to mention an environmental footprint that is over 90% lower than that of traditional glue adhesives.



Intersept®

Mold Protection. Our proprietary preservative, Intersept, protects our modular carpet against mold growth and odor-causing bacteria — guaranteed. Intersept treated carpet, with proper maintenance, shows no mold or bacterial growth when tested per the ASTM E2471 Standard Test Method. Intersept is EPA approved for safe use in carpet, water insoluble and contains no halogens, heavy metals, phenols or formaldehyde.



Less Waste

Save Money. Interface Hospitality’s modular flooring averages just 3.9% installation waste compared to as much as 18% or more with patterned roll carpet. Use our non directional styles with an average of 1.5% waste and save even more. That means more of your flooring investment stays on the floor—not in a dumpster.



Sustainable Choice

Environmental Responsibility. Interface was the industry’s first to earn an EPD (Environmental Product Declaration), which evaluates consistent factors based on full lifecycle assessment (LCA). In addition, all of our products with GlasBac® and GlasBacRE backings meet NSF/ANSI 140 Sustainable Assessment for Carpet.



Carbon Neutral Floors™

Create a Climate Fit for Life. All Interface flooring sold globally is third party verified carbon neutral. We’ve taken a holistic approach to achieve carbon neutrality, first through reducing the carbon footprint of our products and then using carbon offsets for the remainder, including the emissions from raw materials, our manufacturing processes and product use to end of life.

CushionBac Renew™

Get Comfortable. Enjoy greater comfort underfoot and improved acoustics with our high performance CushionBac Renew backing. The 21 oz. felt cushion provides less resistance to footfalls and increased sound absorption to create a more comfortable environment overall. As one of our low carbon options, CushionBac Renew also offers a total product recycled content of up to 76% (up to 25% post-consumer content), and can be recycled into our GlasBac®RE backing.



Carbon Neutral Floors
All Interface flooring sold globally is third party verified carbon neutral by Bureau Veritas.

Sustainable Assessment for Carpet
The only carpet sustainability standard in North America that evaluates the environmental impact of carpet for its entire lifecycle.

CRI Green Label Plus
An independent testing program that identifies carpet and adhesives with very low emissions of VOCs to help improve indoor air quality.

Environmental Product Declaration (EPD)
A statement of product ingredients and environmental impacts over the entire lifecycle of a product. A comprehensive life cycle assessment (LCA) is performed to ISO standards to develop an EPD, after which both the EPD and the LCA must be third party verified.



A
FLOR PRODUCT: Yabara
SIZE: 50cm x 50cm
COLOR: Dune
INSTALLATION: Non Directional

www.interfacehospitality.com

United States Headquarters

1503 Orchard Hill Road
LaGrange, GA 30240
1.800.336.0225 ext.56511

Canadian Headquarters

233 Lahr Drive
Belleville, ON K8N 5S2
1.800.267.2149 ext.52128

Mexican Headquarters

Montes Urales # 415 Piso 6
Col. Lomas de Chapultepec
México City, D.F. 11000
+ 52 55 6395 5100

Latin American Headquarters

Rua Surubim, 577 - Conjuntos
73/74 7º Andar
04571-050 - São Paulo - SP
Brazil
+ 55 11 2196 0900

09/2018

CIM# IFS00822

Interface Hospitality

