

TRANSFORM SPACE



HOLISTIC SHADES in uplift and HOLISTIC THRIVE in flow

HOLISTIC

HOLISTIC / HOLISTIC SHADES / HOLISTIC THRIVE

patcraft®

# holistically designed for healthcare

Our Holistic homogeneous sheet collection has a true through-pattern continuous construction designed for even wear and a consistent appearance. With superior gouge and abrasion resistance, its **ExoGuard**® top-coat resists soil, stains, scratches and scuffs, as well as chemicals and damage from alcohol-based hand sanitizers. Holistic is easy to heat weld and flash cove for seamless installation for spaces where superior infection control is critical.

## inside the design /



seamless  
installation for  
infection control



ideal for zoning +  
wayfinding



enhanced  
roller mobility +  
rolling load durability



easy to clean +  
no polish needed



scratch resistant



stain resistant

## recommended healthcare spaces /

- ✓ OPERATING ROOMS
- ✓ CORRIDORS + WALKWAYS
- ✓ LABS
- ✓ NURSES' STATIONS
- ✓ PATIENT + RECOVERY ROOMS
- ✓ WAITING ROOMS



PERFORMANCE +  
CONSTRUCTION

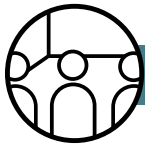

Holistic's **ExoGuard® top-coat offers** resistance against soil, stains, scratches, scuffs and abrasions, as well as chemicals and damage from alcohol-based hand sanitizers.

### EXO GUARD® FINISH

Offers enhanced durability for protection against scratching, staining, and scuffing — resulting in ease of maintenance.

### HOMOGENEOUS WEAR LAYER

Continuous solid resin constructed to withstand high demanding environments.



### SPACES + EXPERIENCES /

Recommended applications include high performance, high traffic end use applications including healthcare and education.

Education Use	
Cafeteria	✓
Classroom	✓
Corridors	✓
Lab	✓+
Lounge	✓
Restrooms	✓+
Utility/Storage	✓+

✓ = recommended  
✓+ = highly recommended

Healthcare Use	
Cafeteria	✓
Corridors	✓+
Critical/ICU	✓+
Dialysis	✓+
Doctor's Office	✓+
Physical Therapy	✓+
Elevators	✓+
Emergency Room	✓+
Exam/Procedure Rooms	✓+
Lab	✓+
Labor and Delivery	✓+
Lobbies	✓
Lounge	✓
Nurse's Station	✓+
Operating Room	✓+
Patient Rooms	✓+
Pharmacy	✓+
Restrooms	✓+
Utility/Storage	✓+



## STAIN TESTING /



Holistic homogeneous sheet collection has excellent stain resistance against a wide variety of chemicals and staining agents used in hospitals, labs and other clinical areas.

	HOLISTIC	HOLISTIC SHADES	HOLISTIC THRIVE
	1 Hr	1 Hr	1 Hr
Chemical	Grade	Grade	Grade
Aniline Blue	0	0	0
Betadine Skin Cleanser	0	0	0
Betadine Solution 10%	0	0	0
Iodine Gram Stain	2	1	0
Potassium Permanganate 0.5%	0	1	1
Tincture of Benzoin	1	1	0
Urea Solution	0	0	0
Ammonium Hydroxide 10%	0	0	0
Ammonium Hydroxide 30%	0	0	0
Bleach	0	0	0
Quaternary Ammonium	0	0	0

GRADING SCALE: 0 NO CHANGE, 1 SLIGHT CHANGE, 2 MODERATE CHANGE, 3 SEVERE CHANGE




## EASY TO CLEAN /

Low maintenance ExoGuard® finish reduces cleaning time and minimizes disruption in demanding environments.

### Holistic Thrive style I691V

	<i>before</i>	<i>after</i>
Yellow Mustard		
Ketchup		
Red Lipstick		
Black Coffee		
Betadine		
Hand Sanitizer		

### BEFORE



Competitor

Holistic I422V

### AFTER



Competitor

Holistic I422V



Holistic is easy to heat weld and flash cove for seamless installation for spaces where superior infection control is critical. Holistic is available in a broad palette of colors and patterns with coordinating weld rod colors.



## WELD ROD COLOR RECOMMENDATIONS



### S101V | HOLISTIC COLORS\*

					
echo   WEL5226	zephyr   WEL5206	fossil   WEL5228	hearth   WEL5243	wellness   WEL5244	equate   WEL5230
					
bare   WEL5237	ellay   WEL5207	sunwash   WEL5209	sunrise   WEL5241	spirit   WEL529	mantra   WEL5220
					
aspire   WEL5201	mist   WEL5202	dawn   WEL5203	sheer   WEL5238	insight   WEL5204	ashen   WEL5225
					
refresh   WEL5242	aura   WEL5245	harmony   WEL5239	rainsong   WEL5232	atlantic   WEL5240	obsidian   WEL5205

### 230PC | HOLISTIC SHADES COLORS\*

					
calm   WEL100 T	evolve   WEL104 T	tranquil   WEL105 T	radiant   WEL111 T	rest   WEL120 T	natural   WEL130 T
					
rejuvenate   WEL144 T	recharge   WEL163	transform   WEL240	bubbly   WEL485	uplift   WEL515 T	center   WEL520 T

### 230PC | HOLISTIC THRIVE COLORS\*

					
pep   WEL100 H	steady   WEL104 H	poise   WEL105 H	zen   WEL110	prosper   WEL111 H	stir   WEL114
					
elate   WEL120 H	expand   WEL121	grow   WEL130 H	anchored   WEL144 H	advance   WEL155	shine   WEL211
					
flux   WEL323	bloom   WEL325	blossom   WEL326	serenity   WEL327	flourish   WEL330	balance   WEL350
					
flow   WEL405	spunk   WEL411	sprout   WEL415	become   WEL490	grounded   WEL496	grit   WEL515 H
					
repose   WEL518	still   WEL520 H	zeal   WEL535	rise   WEL560	zest   WEL668	glow   WEL675
					
ease   WEL700	vigor   WEL750	rooted   WEL761	reflect   WEL860	dash   WEL865	revive   WEL991

\*These are suggestions only. Please order samples to ensure desired color match.



Our **Holistic** homogeneous sheet collection features a true homogeneous construction with superior performance and durability. Available in three soothing textural visuals with coordinating weld rods, Holistic offers a broad coordinating color palette ranging from calm, low contrast colors to pops of brights, ideal for wayfinding and zoning. Holistic can be installed in a variety of environments including high demand, heavy traffic areas such as healthcare and education spaces.







**HOLISTIC** in dawn, aspire and refresh

style / 1422V

product size / 78.94 in x 65.94 ft | 2 m x 20.1 m

---

Pediatrics ↑

Reception

16

17

18

19

20

NO.	NAME	CURRENT PROBLEM	INTENSIVE CARE	RECEPTION
1	John Doe	Fractured arm	ICU	101
2	Maria Garcia	Head injury	ICU	102
3	James Lee	Heart failure	ICU	103
4	Sarah Kim	Diabetes	ICU	104
5	David Park	Stroke	ICU	105
6	Emily White	Chronic pain	ICU	106
7	Michael Brown	Respiratory	ICU	107
8	Anna Patel	Post-operative	ICU	108
9	Robert Chen	Renal failure	ICU	109
10	Lisa Wong	Neurological	ICU	110







**HOLISTIC SHADES** in radiant

style / I690V

product size / 78.74 in x 65.62 ft | 2 m x 20 m

---



**HOLISTIC THRIVE** in balance, glow, prosper and shine

style / I691V

product size / 78.74 in x 65.62 ft | 2 m x 20 m

---









**HOLISTIC SHADES** in calm / **HOLISTIC THRIVE** in reflect

style / I690V and I691V

product size / 78.74 in x 65.62 ft | 2 m x 20 m

---



**HOLISTIC SHADES** in rest / **HOLISTIC THRIVE** in become / installation in reverse

---



HOLISTIC | homogeneous sheet

#### PRODUCT SPECIFICATIONS

##### HOLISTIC

style / 1422V

product size 78.94 in x 65.94 ft | 2 m x 20.1 m  
47.84 sq yds/roll | 40 sq m/roll  
construction commercial homogeneous sheet  
total thickness 0.079" | 2 mm  
finish ExoGuard™  
installation glue down

##### HOLISTIC SHADES

style / 1690V

product size 78.74 in x 65.62 ft | 2 m x 20 m  
47.84 sq yds/roll | 40 sq m/roll  
construction commercial homogeneous sheet  
total thickness 0.079" | 2 mm  
finish ExoGuard™  
installation glue down

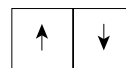
##### HOLISTIC THRIVE

style / 1691V

product size 78.74 in x 65.62 ft | 2 m x 20 m  
47.84 sq yds/roll | 40 sq m/roll  
construction commercial homogeneous sheet  
total thickness 0.079" | 2 mm  
finish ExoGuard™  
installation glue down

#### INSTALLATION METHODS

REVERSE



#### SUSTAINABILITY CERTIFICATIONS

FLOORScore®  
CERTIFIED

ENVIRONMENTAL PRODUCT DECLARATION (EPD)  
CERTIFIED

patcraft®